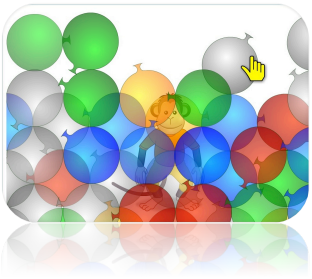


## HOW CLICK IT! MEETS THE EYFS AREAS OF LEARNING AND DEVELOPMENT



### Communication & Language Development

- Giving children opportunities to experience a rich language environment.
- To develop their confidence and skills in expressing themselves.
- Speak and listen in a range of situations.

### Examples...

*Listening to and joining in with nursery rhymes and stories. Small group work allows the child to feel safe and secure and speak out in front of others or show non-verbal communication such as clapping e.g. when they have popped all the balloons to find the hidden monkey. Opportunities to ask questions and answer questions e.g. what, where, who, why.*



### Personal, Social and Emotional Development

- Helping children to develop a positive sense of themselves, and others.
- To form positive relationships and develop respect for others.
- To develop social skills and learn how to manage their feelings.
- To understand appropriate behaviour in groups.
- To have confidence in their own abilities.

### Examples...

*Working in a small group of 3 allows each child to learn, share and take turns. They learn to say please and thank you and also to pass on the mouse to their peer. They will understand how important it is to listen and wait for others to finish speaking. Working in a small group inspires concentration and confidence in the child. Our 6 different levels of learning allows each child to learn and be challenged.*



### Physical Development

- Develop their co-ordination, control, and movement.

### Examples...

*Using a mouse, graphics pen to work on fine motor skills.  
Moving and hand actions to nursery rhymes  
Dancing to rhythm in musical activities*



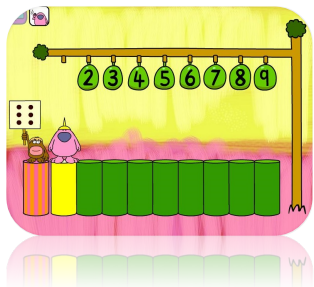
### Literacy Development

- Involves encouraging children to link sounds and letters.
- To begin to read and write.
- Children must be given access to a wide range of reading materials (books, poems, and other written materials) to ignite their interest.

### Examples...

*We use a number of pre school educational activities that include pre-phonics sounds practice e.g. listening to and recognising sounds at home or in a town. Our projects allow the children to use a graphics pen to make marks on the screen. We use Jolly Phonics, interactive dictionaries and interactive stories, such as Little Red Riding Hood or The 3 Little Pigs. The children use the keyboard to type in their name. The children enjoy listening to and joining in with familiar nursery rhymes.*

## HOW CLICK IT! MEETS THE EYFS AREAS OF LEARNING AND DEVELOPMENT




### Mathematical Development

- Providing children with opportunities to develop and improve their skills in counting
- Understanding and using numbers.
- Calculating simple addition and subtraction problems.
- Describe shapes, spaces, and measures.

### Examples...

*Each term we include lots of educational mathematical activities e.g. ordering numbers from 1-10, identifying numbers and quantity, sharing. We have activities that bring the concept of addition and subtraction to life, starting with pictures and moving to numbers. The children enjoy shape puzzles and shape activities that relate to objects in every day life e.g. the sun is a circle; a wheel nut is the shape of a hexagon.*

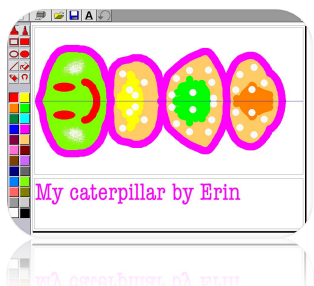


### Understanding The World

- Guiding children to make sense of their physical world and their community through opportunities to explore, observe and find out about people, places, technology and the environment.

### Examples...

*The great thing about a computer is that it can be used to model real life situations, e.g. going to the garage, to the zoo, to the dentist. We use lots of 'real life' activities to bring the subject alive. We also focus on using activities to explore nature, science, festivals, celebrations and many other themes including seasons, food, our body and all about me, my family and friends.*



### Expressive Art and Design

- Enabling children to explore and play with a wide range of media and materials. Providing opportunities and encouragement for sharing their thoughts, ideas and feelings through a variety of activities in art, music, movement, dance, role-play, and design and technology.

### Examples...

*Computers can recreate messy play – without the mess! The fun, creative content is endless. We work on two theme-based projects per term, where the children can experiment with colour and different creative effects, such as chalk, felt tip and pencil strokes. A computer is a great device for musical exploration, so we often use the keyboard to make musical sounds, melodies and tempos, and allow the children to record the sounds that they make.*